

Gas Spring



【PRODUCT NAME】

Gas Spring

【PRODUCT DESCRIPTION】

Gas spring has a pneumatic-hydraulic system. There are lift support gas spring and down to support gas spring, which are indispensable cabinet hardware.

WORKING PRINCIPLE

Gas spring is a pneumatic hydraulic support system, including lift support gas spring and down-to-support gas spring. While the cylinder of the lift support gas spring is filled with nitrogen gas, the cylinder of the down-to-support gas spring is filled with oil.

Take lift support gas spring as an example. The cylinder contained pressurized gas. A hole on the piston ensures the internal pressure of the gas spring will not change with the movement of the Piston. The force of the rod comes from the

pressure difference between the cylinder and external atmospheric pressure acting on the cross-section of the piston rod. High-pressure inert gas powers the support rod and ensures a stable support force throughout the working stroke. A buffer mechanism can prevent the cabinet door or lid from slamming when we close the door. The constant gas pressure inside the cylinder and the fixed cross-section of the piston rod make the force of the support rod stable throughout the stroke.

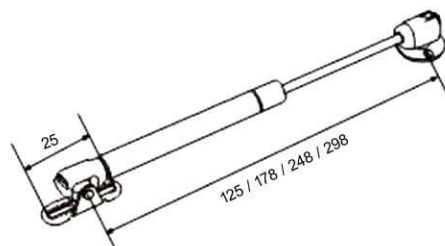


PRODUCT FEATURES

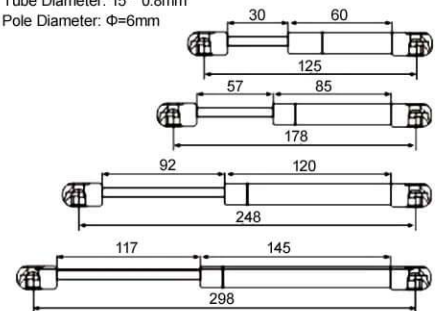
- :: Available in various sizes of 6", 8", 10", 12", customized support force and logo acceptable.
- :: High-quality sealing ring for a long product life of more than 30,000 times.
- :: Nitrogen inside the lift support gas spring can prevent the oxidation reaction between the inside air and the lubricating oil.
- :: Even coating on the steel pipe and multi-layer plating of the gas rod provide strong anti-rust and anti-oxidation resistance.
- :: Suitable for installation in upward and downward turning doors of the cabinet.



PRODUCT SPECIFICATIONS



Tube Diameter: 15 * 0.8mm
Pole Diameter: Φ=6mm



Material	Steel/Damping Plastic
Support Force	10N-300N
Surface	Electroplating/Spraying
Treatment	
Installation	Upturn, Side Installation

SKU	Product Name	Pipe Length (mm)	Stroke (mm)	Distance to Center (mm)	Net Weight (g)
44.43.01100106	6" Lift Support Gas Spring	60	30	125	85
44.43.01100108	8" Lift Support Gas Spring	85	57	178	95
44.43.01100110	10" Lift Support Gas Spring	120	92	248	110
44.43.01100112	12" Lift Support Gas Spring	145	117	298	118
44.43.01100206	6" Down To Support Gas Spring	60	30	125	88
44.43.01100208	8" Down To Support Gas Spring	85	57	178	100
44.43.01100210	10" Down To Support Gas Spring	120	92	248	114
44.43.01100212	12" Down To Support Gas Spring	145	117	298	130

NOTES FOR ORDERING

:: Cabinets with different size and weight require different support force of gas spring. Please specify when ordering.

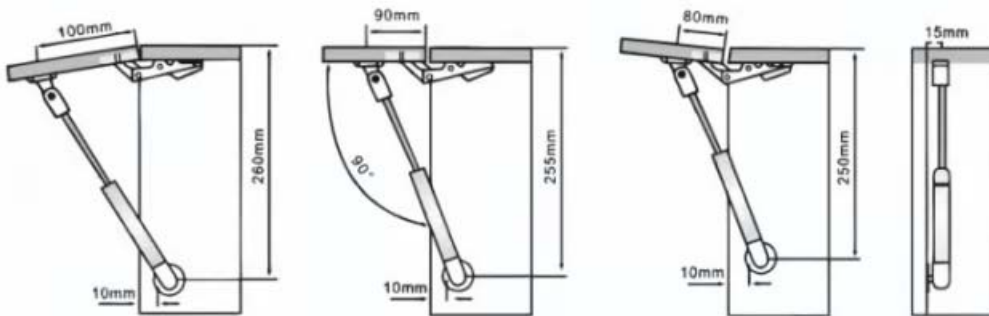
:: There are gas spring for lift support and gas spring for down support. Please specify the type.

:: Neutral packing is applied. please specify if the package with logo is preferred.

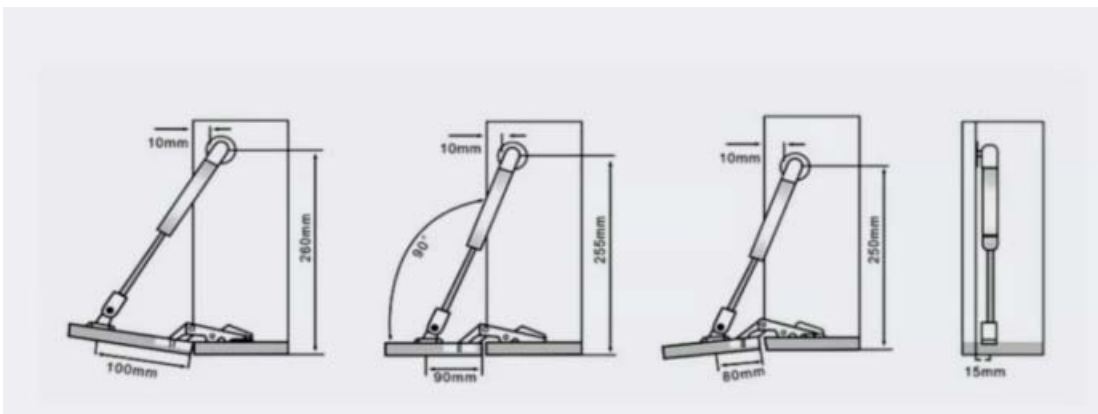


INSTALLATION GUIDE





【Lift Support Gas Spring】



【Down to Support Gas Spring】



PACKLING LIST

No.	Parts Name	Picture	Quantity
1	Gas Spring		1
2	Metal Part #1		1
3	Metal Part #2		1
4	ST3.5*12 Counter-sunk Screw		5



SHIPPING INFORMATION

SKU	Sets/CTN	Net Weight/CTN (kg)	Gross Weight/CTN (kg)	Package Size (mm)	Sets/20 GP	Sets/40 GP	Sets/40 HP
44.43.01100106	100	8.5	8.7	310*220*230	178500	264300	298800
44.43.01100108	100	9.5	9.7	310*220*230	175200	237100	268000
44.43.01100110	100	11.0	11.2	310*220*230	151700	205300	232100
44.43.01100112	100	11.8	12.2	310*220*230	139300	188500	213100
44.43.01100206	100	8.8	9.0	310*220*230	178500	255500	288800
44.43.01100208	100	10.0	10.2	310*220*230	166600	225400	254900
44.43.01100210	100	11.4	11.7	310*220*230	145200	196500	222200
44.43.01100212	100	13.0	13,2	310*220*230	128700	174200	196900

The above container load quantity is the reference value.

