

【INSTALLATION GUIDE】

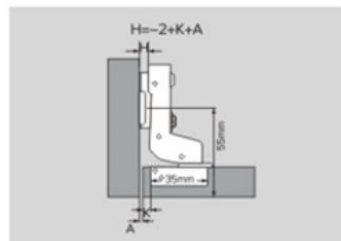
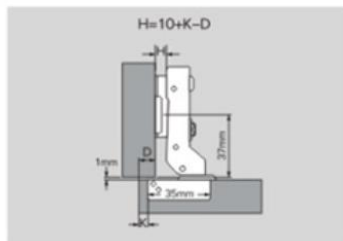
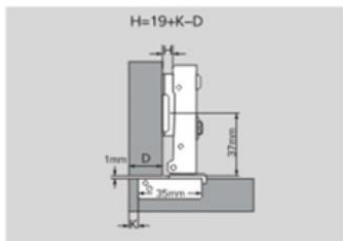
H: Base height

D: Overlay calculation

K: Distance between the outer line of the door and the hinge cup hole

A: Distance between door and side board of the cabinet

H: 底座高度 D: 侧板上所需盖位 K: 门板外线与铰杯钻孔距离 A: 门与侧板间隙



D: 盖位计算值表 Overlay calculations

D \ H	K	3	4	5	6	7
-2		18	19	20	21	22
1		16	17	18	19	20
2		14	15	16	17	18
4		12	13	14	15	16

D: 盖位计算值表 Overlay calculations

D \ H	K	3	4	5	6	7
-2		10	11	12	13	14
0		8	9	10	11	12
2		6	7	8	9	10
4		4	5	6	7	8

D: 盖位计算值表 Overlay calculations

D \ H	K	3	4	5	6	7
0		-1	-2	-3	-4	-5
2		1	0	-1	-2	-3
4		3	2	1	0	-1



配自攻螺丝



配欧洲螺丝




配M10胶粒



配自攻螺丝



配欧洲螺丝



配M10胶粒